

[220 / 319] Dictionaries

Meena Syamkumar
Andy Kuemmel

Learning Objectives Today

Data structures

- definition
- motivation

Dictionaries in Python

- creation, lookup
- updates, deletes

When to use dictionaries over lists

- holes in the labels
- non-integer labels

Chapter 11 of Think Python



Today's Outline

Data Structures

Mappings

Dictionaries

Mutations: Updates, Deletes, and Inserts

Coding examples

Vocabulary: a list is an example
of a **data structure**

Data Structures

Definition (from Wikipedia):

a **data structure** is a **collection of data values**,
the **relationships** among them,
and the functions or **operations**
that can be applied to the data

every value has an index,
representing an order
within the list

a list can contain a
bunch of values of
varying types

L.sort(), len(L), L.pop(0), L.append(x),
update, iterate (for loop), etc

Data Structures

Definition (from Wikipedia):

a **data structure** is a **collection of data values**,
the **relationships** among them,
and the functions or **operations**
that can be applied to the data

	values	relationships	operations
list	anything	ordered (0,1,...)	indexing, pop, len, index, slicing, in, iteration (for), ...
set	????	no ordering	in, ==
dict			
...			

*suggested
note-taking*

Motivation: lots of data

For loops:

- copy/paste is a pain
- don't know how many times to copy/paste before program runs

For data structures:

- creating many variables is a pain
(imagine your program analyzes ten thousand values)
- don't know how many values you will have before program runs

Today's Outline

Data Structures

Mappings

Dictionaries

Mutations: Updates, Deletes, and Inserts

Coding examples


Mappings

Common data structure approach:

- **store many values**
- give each value a label
- use labels to lookup values

List example:

nums = [300, 200, 400, 100]



we can have many values


Mappings

Common data structure approach:

- store many values
- **give each value a label**
- use labels to lookup values

List example:

nums = [300, 200, 400, 100]
 0 1 2 3



the “labels” are indexes, which are implicitly attached to values

Mappings


Common data structure approach:

- store many values
- give each value a label
- **use labels to lookup values**

List example:

```
nums = [300, 200, 400, 100]
```

```
x = nums[2] # x = 400
```



we use the “label” (i.e., the index)
to lookup the value (here 400)

Mappings

Common data structure approach:

- store many values
- give each value a **label**
- use **labels** to lookup values

lists are an **inflexible** mapping structure, because we don't have control over **labels**

List example:

```
nums = [300, 200, 400, 100]
```

```
x = nums[2]    # x=400
```

what if we don't want consecutive integers as labels? E.g., 0, 10, and 20 (but not between)?

what if we want to use strings as labels?

Today's Outline

Data Structures

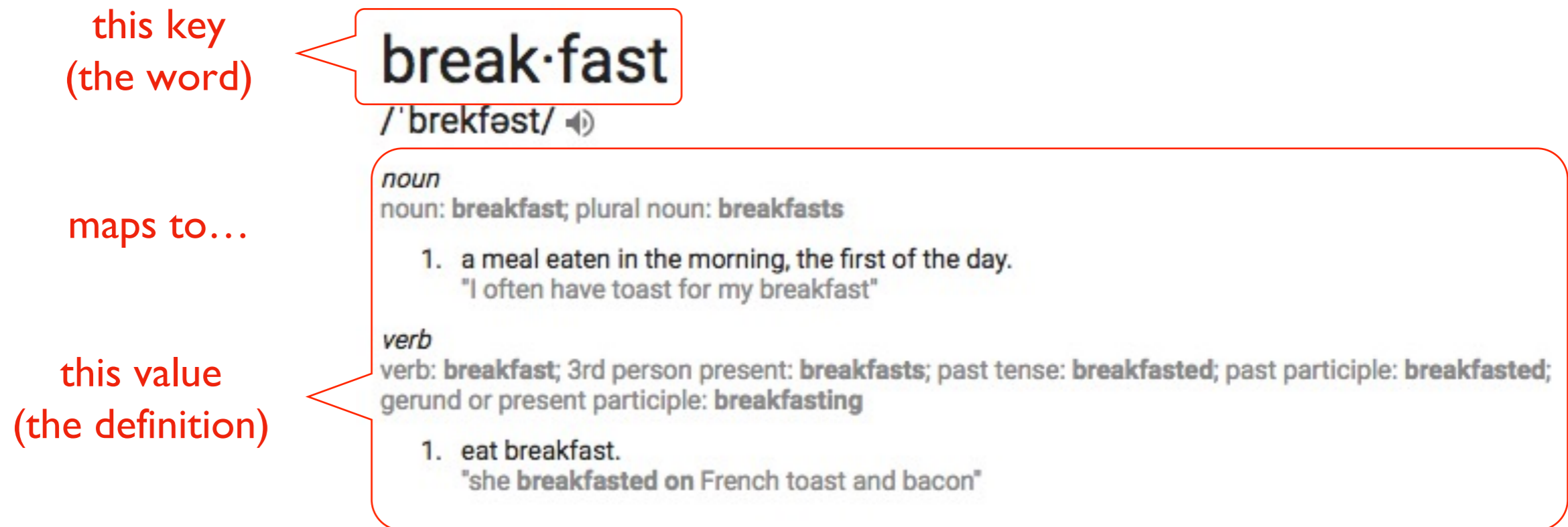
Mappings

Dictionarys

Mutations: Updates, Deletes, and Inserts

Coding examples

Why call it a dictionary?



Python dicts have insertion-based order (Python version > 3.6)

Dictionary

Dictionaries map labels (called keys, rather than indexes) to values

- values can be anything we choose (as with lists)
- keys can be nearly anything we choose (must be immutable)

```
nums_list = [900, 700, 800]
```

```
nums_list[1] → 700
```

a dictionary would let us give 700 a label other than its position

Dictionary

Dictionaries map labels (called keys, rather than indexes) to values

- values can be anything we choose (as with lists)
- keys can be nearly anything we choose (must be immutable)

```
nums_list = [900, 700, 800]
```

```
nums_list[1] → 700
```

```
nums_dict = {"first":900, "third":700, "second":800}
```


we have the same values

Dictionary

Dictionaries map labels (called keys, rather than indexes) to values


- values can be anything we choose (as with lists)
- keys can be nearly anything we choose (must be immutable)

```
nums_list = [900, 700, 800]
```



```
nums_list[1] → 700
```

```
nums_dict = {"first":900, "third":700, "second":800}
```



we use **curly braces** instead of **square brackets**

careful! curly braces are for both sets and dicts

Dictionary

Dictionaries map labels (called keys, rather than indexes) to values

- values can be anything we choose (as with lists)
- keys can be nearly anything we choose (must be immutable)

```
          0       1       2  
nums_list = [900, 700, 800]
```

```
nums_list[1] → 700
```

```
          ↓           ↓           ↓  
nums_dict = {"first":900, "third":700, "second":800}
```

we choose the label (called a key) for each value.
Here the keys are the strings "first", "third", and "second"

we put a colon between each key and value

Dictionary

Dictionaries map labels (called keys, rather than indexes) to values

- values can be anything we choose (as with lists)
- keys can be nearly anything we choose (must be immutable)

```
nums_list = [900, 700, 800]
```

```
nums_list[1] → 700
```

```
nums_dict = {"first":900, "third":700, "second":800}
```

```
nums_dict["second"] → 800
```

lookup for a dict is like indexing for a list (label in brackets). Just use a key (that we chose) instead of an index.

Dictionary

Dictionaries map labels (called keys, rather than indexes) to values

- values can be anything we choose (as with lists)
- keys can be nearly anything we choose (must be immutable)

```
nums_list = [900, 700, 800]
```

```
nums_list[1] → 700
```

```
nums_dict = {"first":900, "third":700, "second":800}
```

```
nums_dict["first"] → 900
```

lookup for a dict is like indexing for a list (label in brackets).
Just use a key (that we chose) instead of an index.

Dictionary

Dictionaries map labels (called keys, rather than indexes) to values

- values can be anything we choose (as with lists)
- keys can be nearly anything we choose (must be immutable)

```
nums_list = [900, 700, 800]
```

```
nums_list[1] → 700
```

```
nums_dict = {"first":900, "third":700, "second":800}
```

```
nums_dict["third"] → 700
```

lookup for a dict is like indexing for a list (label in brackets). Just use a key (that we chose) instead of an index.

Dictionary

Dictionaries map labels (called keys, rather than indexes) to values

- values can be anything we choose (as with lists)
- keys can be nearly anything we choose (must be immutable)

```
nums_list = [900, 700, 800]
```

```
nums_list[1] → 700
```

```
nums_dict = {"first":900, "third":700, "second":800}
```

```
nums_dict["third"] → 700
```

index
labels **values**

0	900
1	700
2	800

ordered

key
labels **values**

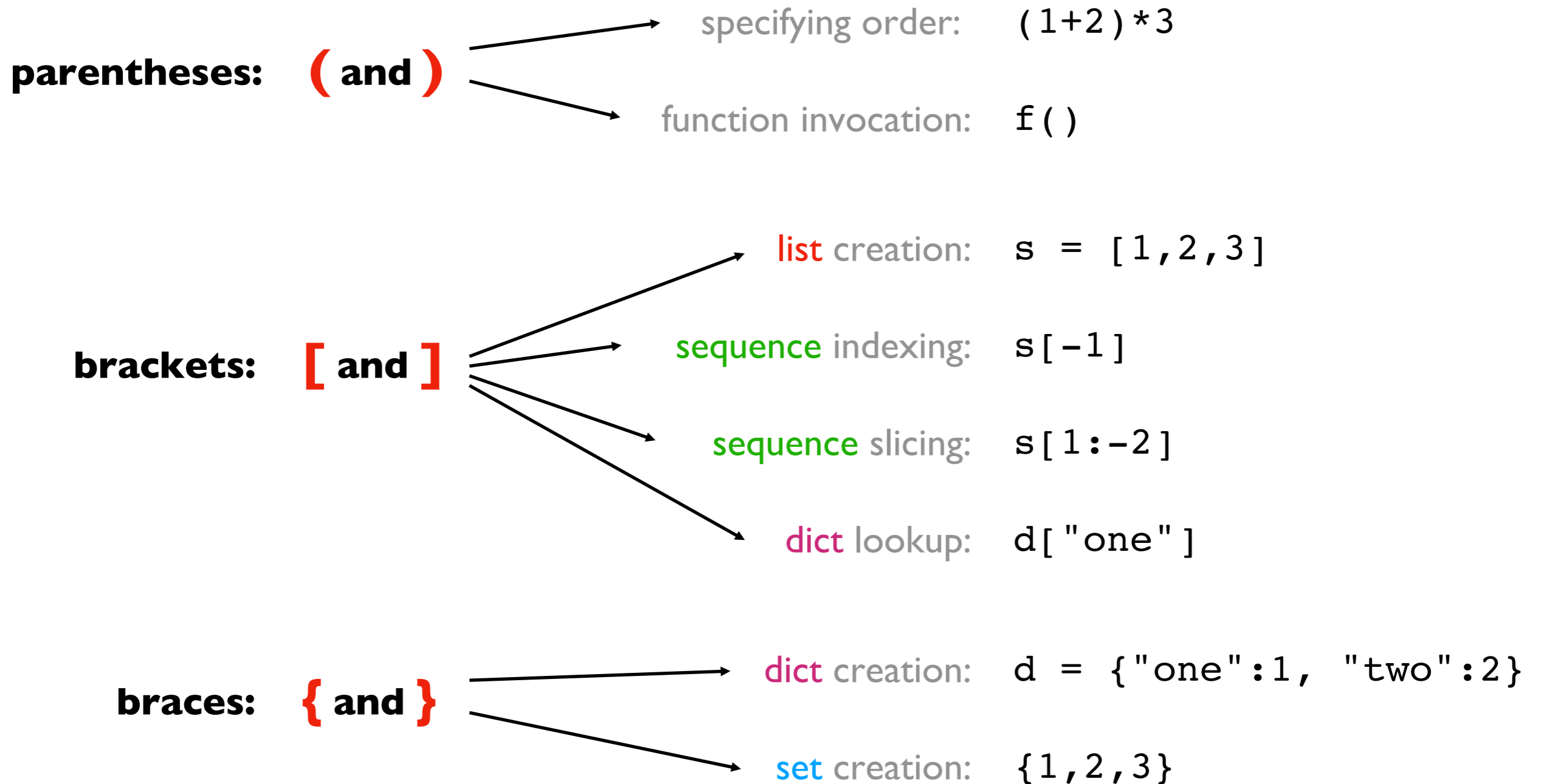
"first"	900
"third"	700
"second"	800

insertion order
(Python > 3.6)

A note on parenthetical characters

common structures

uses



Empty set, list, and dict

braces: { and }

dict creation:

`d = {}`

or

`d = dict()`

set creation:

`s = set()`

brackets: [and]

list creation:

`l = list()`

or

`l = []`

Today's Outline

Data Structures

Mappings

Dictionaries

Mutations: Updates, Deletes, and Inserts

Coding examples

Dictionary Updates

```
>>> lst = ["zero", "ten", "not set"]
```

```
>>> lst[2] = "twenty"
```

```
>>> lst
```

```
['zero', 'ten', 'twenty']
```

```
>>> d = {0: "zero", 10: "ten", 20: "not set"}
```

```
>>> d[20] = "twenty"
```

```
>>> d
```

```
{0: 'zero', 10: 'ten', 20: 'twenty'}
```

dictionary updates look like list updates

Dictionary Deletes

```
>>> lst = ["zero", "ten", "twenty"]
```

```
>>> lst.pop(-1)
```

```
'twenty'
```

```
>>> lst
```

```
['zero', 'ten']
```

“twenty” isn’t in the list



```
>>> d = {0: "zero", 10: "ten", 20: "twenty"}
```

```
>>> d.pop(20)
```

```
'twenty'
```

```
>>> d
```

```
{0: 'zero', 10: 'ten'}
```

“twenty” isn’t in the dict



dictionary deletes look like list deletes

Dictionary Inserts

```
>>> lst = ["zero", "ten"]
>>> lst.append("twenty") # doesn't work: lst[2] = ...
>>> lst
['zero', 'ten', 'twenty']

>>> d = {0: "zero", 10: "ten"}
>>> d[20] = "twenty"
>>> d
{0: 'zero', 10: 'ten', 20: 'twenty'}
```

with a dict, if you try to set a value at a key,
it automatically creates it (doesn't work w/ lists)

Today's Outline

Data Structures

Mappings

Dictionaries

Mutations: Updates, Deletes, and Inserts

Coding examples

Example: Print Major Count

Goal: given a CSV of CS220 survey data,
print each major's frequency

Input:

- A CSV

Output:

- count per major

Example output (not actual count):

Computer Science: 40
Engineering: 50
Business: 20

<https://guide.wisc.edu/>



ALL COURSES. ALL DEGREES. ALL MAJORS.

Example: Score Keeping App

Goal: let users enter scores for various players

Input:

- Commands: set score, lookup score, get highest

Output:

- The champion and their score

Example:

```
prompt> python scores.py
enter a cmd (type "help" for descriptions): set alice 10
enter a cmd (type "help" for descriptions): high
Alice: 10
enter a cmd (type "help" for descriptions): q
exiting
```



<https://www.google.com/url?sa=i&source=images&cd=&cad=rja&uact=8&ved=0ahUKEwi37NjD--bgAhUI5IMKHUXvAnUQMwhrKAEwAQ&url=https%3A%2F%2Fwww.amazon.com%2FTachikara-Porta-Score-Flip-Scoreboard%2Fdp%2FB006VP8M26&psig=AOvVaw2vUf2TIDoEbyB-Qj9Bi7Ws&ust=1551736624958766&ictx=3&uact=3>

Challenge: Wizard of Oz

Goal: count how often each word appears in the Wizard of Oz

Input:

- Plaintext of book (from Project Gutenberg)

Output:

- The count of each word



[https://en.wikipedia.org/wiki/The_Wizard_of_Oz_\(1939_film\)](https://en.wikipedia.org/wiki/The_Wizard_of_Oz_(1939_film))