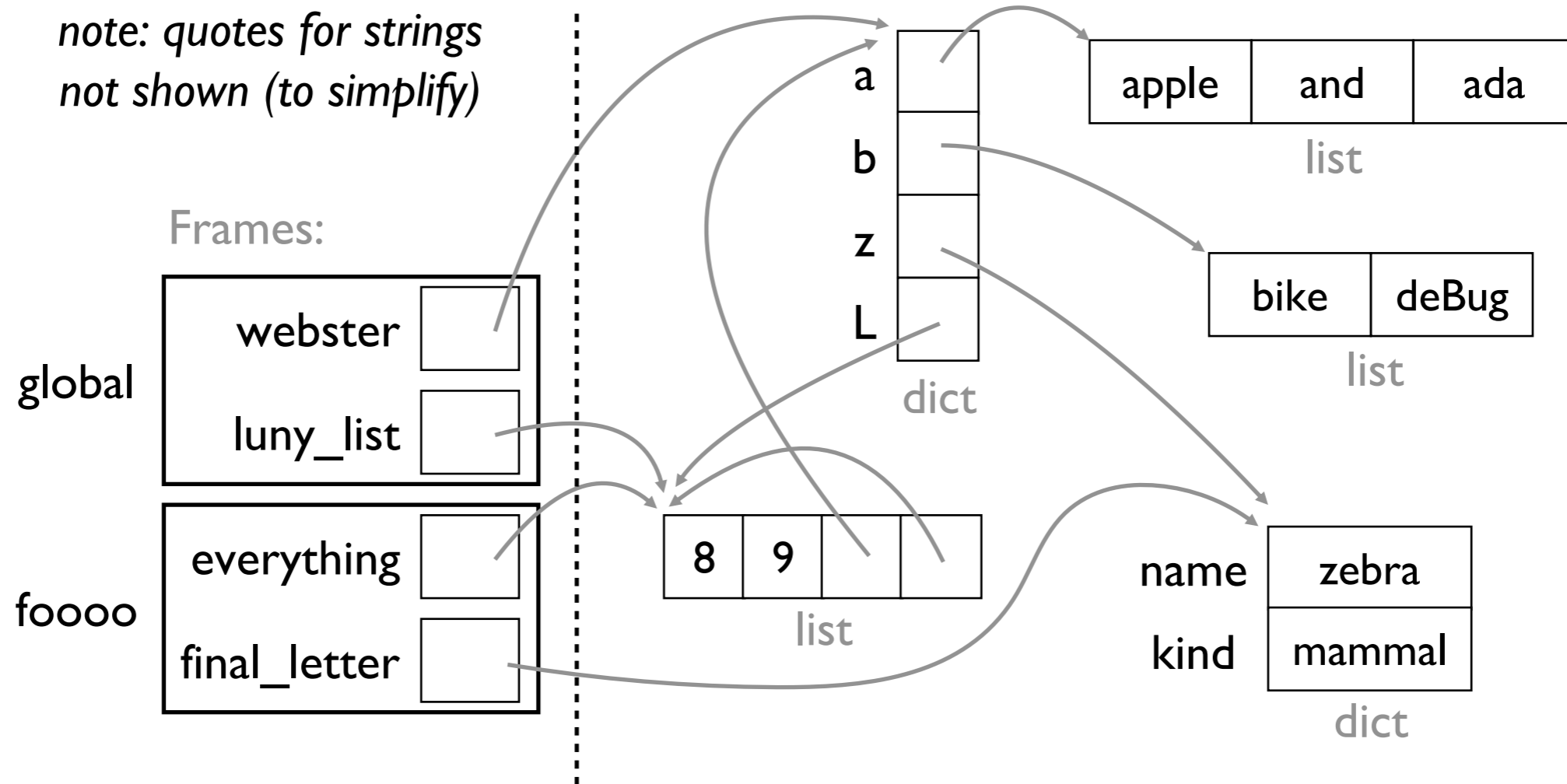


# [220 / 319] JSON

Meena Syamkumar  
Andy Kuemmel

# Practice with nesting...



# Learning Objectives Today

## JSON

- differences with Python syntax
- creating JSON files
- reading JSON files

Read: Sweigart Ch 16

<https://automatetheboringstuff.com/2e/chapter16/>

“JSON and APIs” to the end

# Python Data Structures and File Formats

**Python**

```
[  
  ["name", "x", "y"],  
  ["alice", 100, 150],  
  ["bob", -10, 80]  
]
```

**list of lists**

**File**

```
name,x,y  
alice,100,150  
bob,-10,80
```

**CSV file**

**We can use CSV files to store  
data we would want in lists of lists**

# Python Data Structures and File Formats

## Python

```
[  
  ["name", "x", "y"],  
  ["alice", 100, 150],  
  ["bob", -10, 80]  
]
```

**list of lists**

## File

```
name,x,y  
alice,100,150  
bob,-10,80
```

**CSV file**



```
{  
  "alice": {  
    "age": 40,  
    "scores": [10,20,19]},  
  "bob": {  
    "age": 45,  
    "scores": [15,23,17,15]}  
}
```

**dict of dicts**

```
{  
  "alice": {  
    "age": 40,  
    "scores": [10,20,19]},  
  "bob": {  
    "age": 45,  
    "scores": [15,23,17,15]}  
}
```

**JSON file**



# Python Data Structures and File Formats

Python

File

**JSON files look almost identical to Python code for data structures!**

```
[  
  ["name", "x", "y"],  
  ["alice", 100, 150],  
  ["bob", -10, 80]  
]
```

list of lists

```
name,x,y  
alice,100,150  
bob,-10,80
```

CSV file

**dicts use curly braces**

**keys are separated from values with a colon**

**lists use square brackets**

**strings are in quotes**

**integers look like integers**

```
{  
  "alice": {  
    "age": 40,  
    "scores": [10, 20, 19]},  
  "bob": {  
    "age": 45,  
    "scores": [15, 23, 17, 15]}  
}
```

dict of dicts

```
{  
  "alice": {  
    "age": 40,  
    "scores": [10, 20, 19]},  
  "bob": {  
    "age": 45,  
    "scores": [15, 23, 17, 15]}  
}
```

JSON file

# JSON

## Stands for **JavaScript Object Notation**

- JavaScript is a language for web development
- JSON was developed for JavaScript programs to store/share data
- JSON looks like Python code because JavaScript is similar to Python

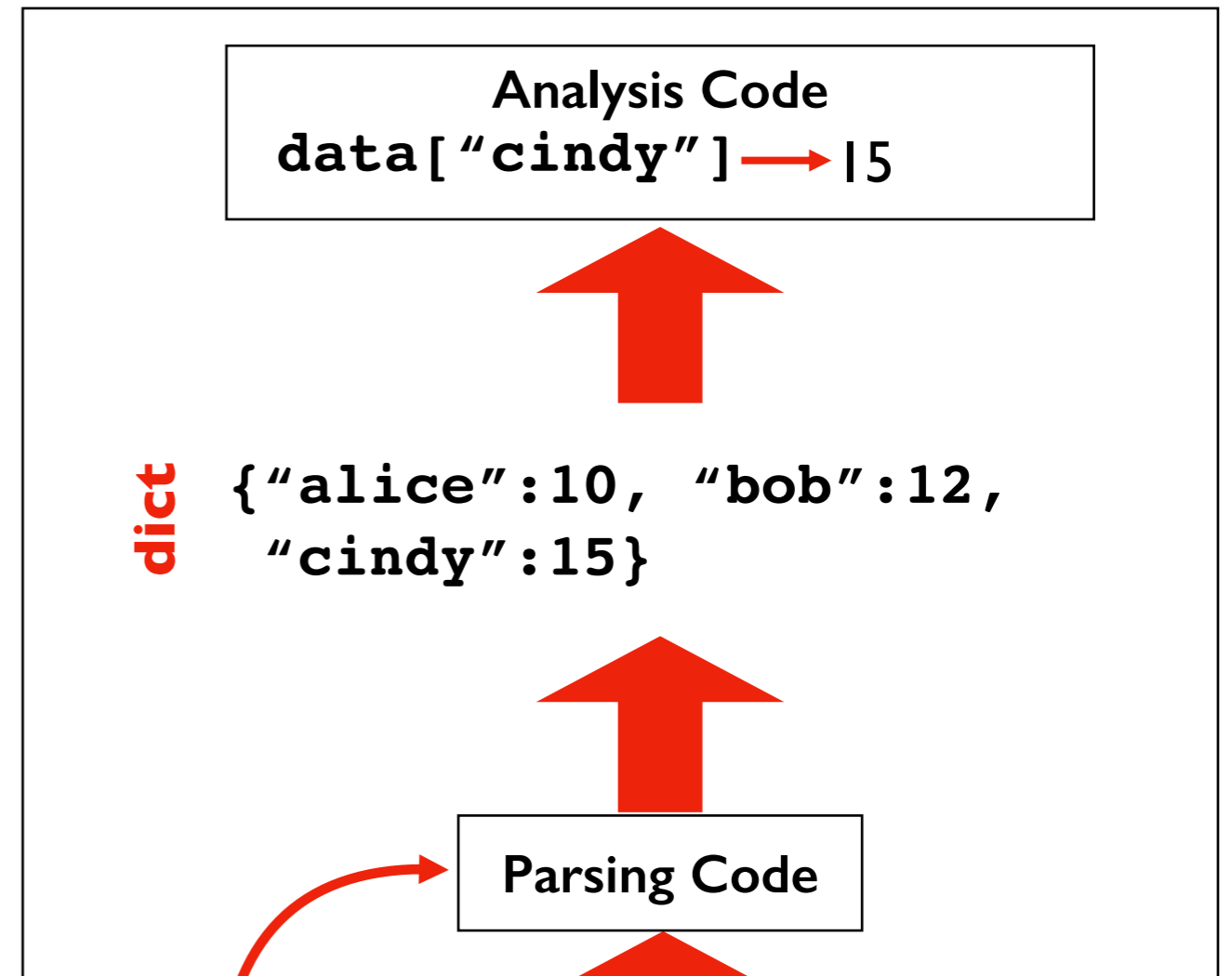
## Minor JavaScript vs. Python differences:

	Python	JSON
<b>Booleans</b>	True, False	true, false
<b>No value</b>	None	null
<b>Quotes</b>	Single (') or double (")	Only double (")
<b>Commas</b>	Extra allowed: [1,2,]	No extra: [1,2]
<b>Keys</b>	Any type: {3: "three"}	Str only: {"3": "three"}

remember these!

# Reading JSON Files

## Python Program



**JSON file saved somewhere**

```
{  
  "alice": 10,  
  "bob": 12,  
  "cindy": 15  
}
```

**What does this look like?**



# Reading JSON Files

```
import json
```

```
def read_json(path):
```

```
    with open(path, encoding="utf-8") as f:
```

```
        return json.load(f) # dict, list, etc
```

CTRL

+

C

*don't need to understand  
this snippet yet*

**what about writing new files?**

JSON file saved somewhere

```
{  
  "alice": 10,  
  "bob": 12,  
  "cindy": 15  
}
```

Python Program

Analysis Code

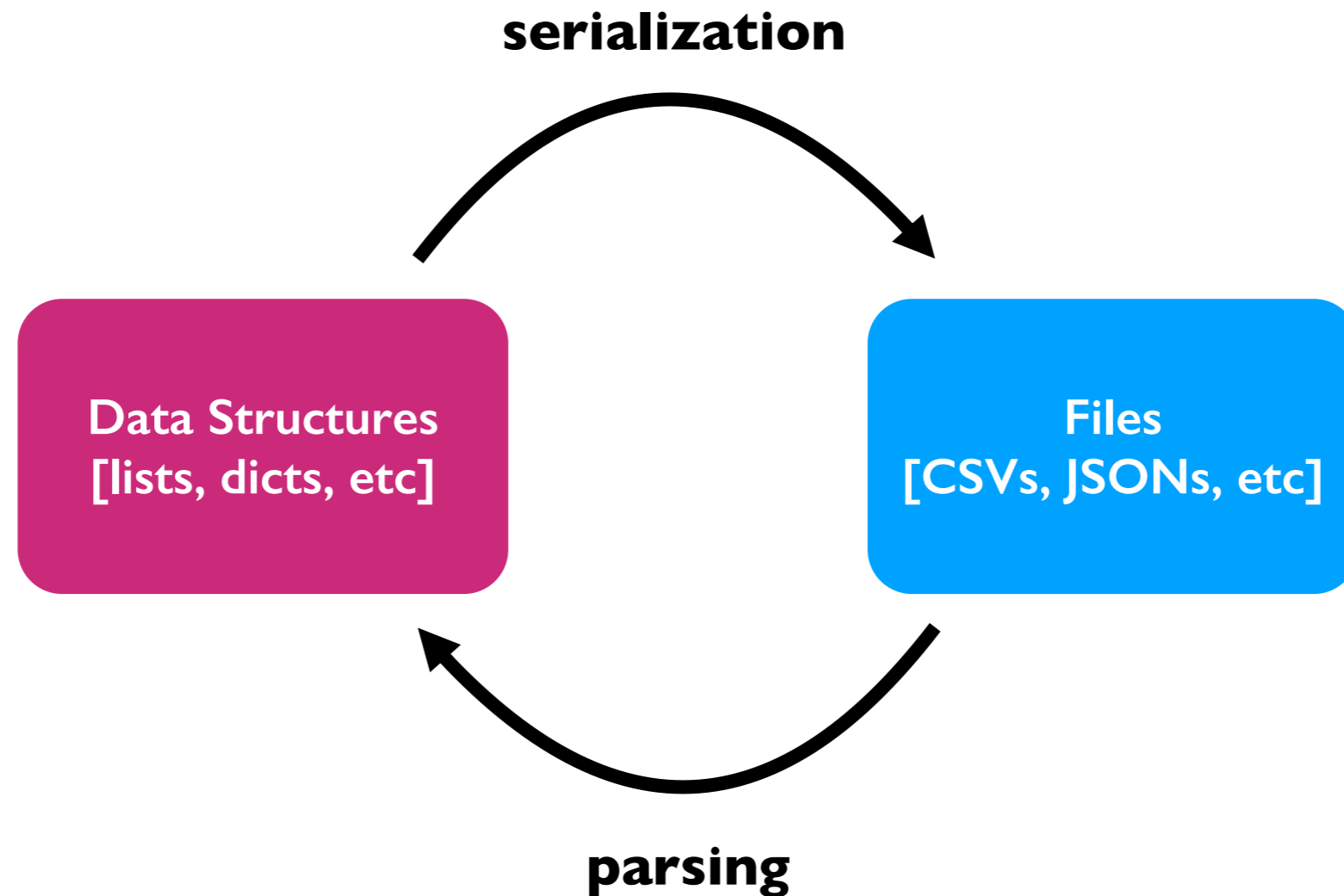
```
data["cindy"] → 15
```

```
{ "alice": 10, "bob": 12,  
  "cindy": 15 }
```

Parsing Code

**What does this look like?**

# Data Structures and Files



***why not just have data structures?***

because our data needs to live somewhere when our programs aren't running

***why not just have files?***

slow, and Python doesn't understand structure until it is parsed

# Writing JSON Files

## Python Program

```
Code  
data["cindy"] = 15
```

**dict** {"cindy": 15}

Serialization Code

**What does this look like?**

**JSON file saved somewhere**

```
{  
  "cindy": 15  
}
```

# Writing JSON Files

```
import json
```

```
# data is a dict, list, etc
```

```
def write_json(path, data):
```

```
    with open(path, 'w', encoding="utf-8") as f:
```

```
        json.dump(data, f, indent=2)
```

CTRL

+

C

*don't need to understand  
this snippet yet*

Python Program

```
Code  
data["cindy"] = 15
```

dict  
{"cindy": 15}

Serialization Code

**What does this look like?**

JSON file saved somewhere

```
{  
  "cindy": 15  
}
```

# Example: Number Count

Goal: count the numbers in a list saved as a JSON file

## Input:

- Location of the file

## Output:

- The sum

## Example:

```
prompt> python sum.py fileA.json
```

```
6
```

**fileA.json**

```
[1,2,3]
```

# Example: Score Tracker

Goal: record scores (save across runs) and print average

## Input:

- A **name** and a **score** to record

## Output:

- Running average for that person

## Example:

```
prompt> python record.py alice 10
```

```
Alice Avg: 10
```

```
prompt> python record.py alice 20
```

```
Alice Avg: 15
```

```
prompt> python record.py bob 13
```

```
Bob Avg: 13
```

# Challenge - Demo 3: FIFA JSON

Goal: lookup stats about players

## Input:

- Player ID and column

## Output:

- The value

## Example:

```
prompt> python lookup.py 20801 name  
Cristiano Ronaldo
```

## fifa.json

```
{  
  "20801": {  
    "name": "Cristiano Ronaldo",  
    "Age": 32,  
    "nationality": "Portugal",  
    "club": "Real Madrid CF",  
    "league": "Spanish Primera Divisi\u00f3n",  
    "euro_wage": 565000,  
    "networth": 95500000,  
    "score_of_100": 94  
  }  
  ...  
}
```

# Challenge - Demo 4: Prime Cache

Goal: find number of primes less than N, cache previous return vals

## **Input:**

- An integer N

## **Output:**

- How many primes are less than that number



# Challenge - Demo 5: Upper Autocomplete

Goal: record scores (save across runs) and print average

## Input:

- A complete phrase
- A partial phrase ending with a \*

## Output:

- The upper case version of it
- Options to autocomplete

autocomplete must work  
across multiple runs

## Example:

```
prompt> python shout.py  
msg: hi  
HI  
msg: hello  
HELLO  
msg: h*  
1: hi  
2: hello  
select: 1  
HI
```